



# HANDLES FOR BALL VALVES

## **084LK** Locking device for lockable flat lever handle


### **INSTALLATION OF THE LOCKING DEVICE FOR LOCKABLE FLAT LEVER HANDLE**

When the valve is not equipped with a flat lever handle, it is possible to replace the standard handle as shown in this catalogue, in order to have a lockable valve.


When the valve is not equipped with a flat lever handle, it is possible to replace the standard handle as shown in this catalogue, in order to have a lockable valve.



1. Remove the handle from the valve, when you want to have a lockable valve.



2. Replace the handle with the corresponding flat lever handle, in order to have a lockable valve.




3. Place and lock the locking device either on the open or on the shut-off valve.



## HANDLES FOR BALL VALVES

---



4. 084PP - Pin for locking device. Usable on water or gas valves.