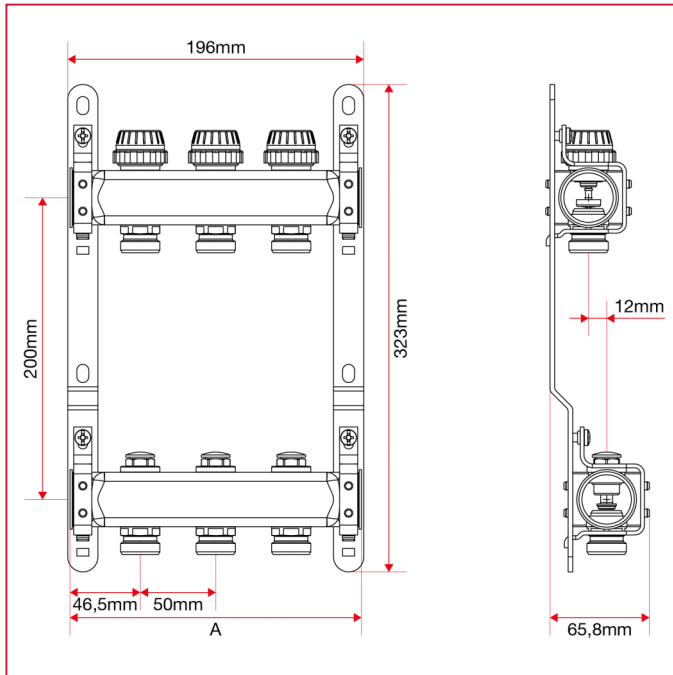




PRE-ASSEMBLED STAINLESS STEEL MANIFOLDS

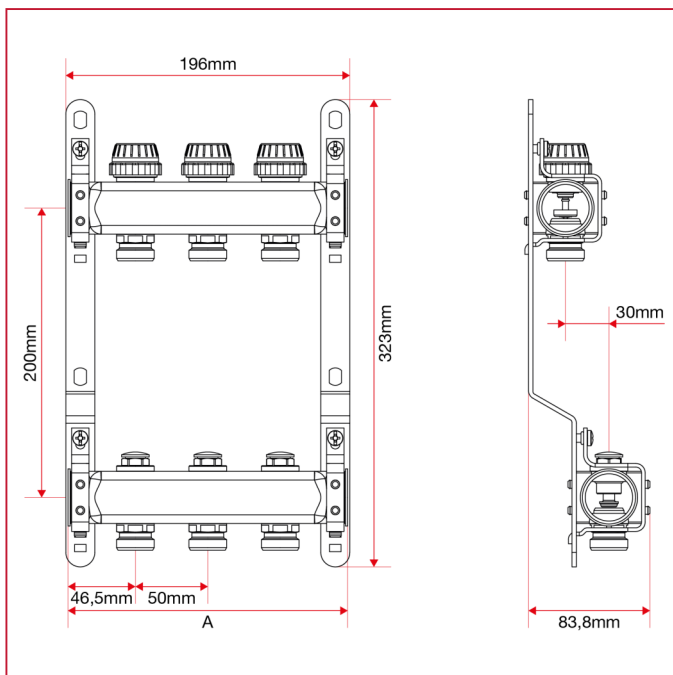
922C Pre-assembled manifold with lockshields

OVERALL DIMENSIONS art.922C



	1"x3/4"x 2	1"x3/4"x 3	1"x3/4"x 4	1"x3/4"x 5	1"x3/4"x 6	1"x3/4"x 7	1"x3/4"x 8	1"x3/4"x 9	1"x3/4"x 10	1"x3/4"x 11	1"x3/4"x 12	1"x3/4"x 13
A	143	193	243	293	343	393	443	493	543	593	643	693
Kg/cm2 bar	10	10	10	10	10	10	10	10	10	10	10	10
LBS - psi	145	145	145	145	145	145	145	145	145	145	145	145

OVERALL DIMENSIONS art.92280C



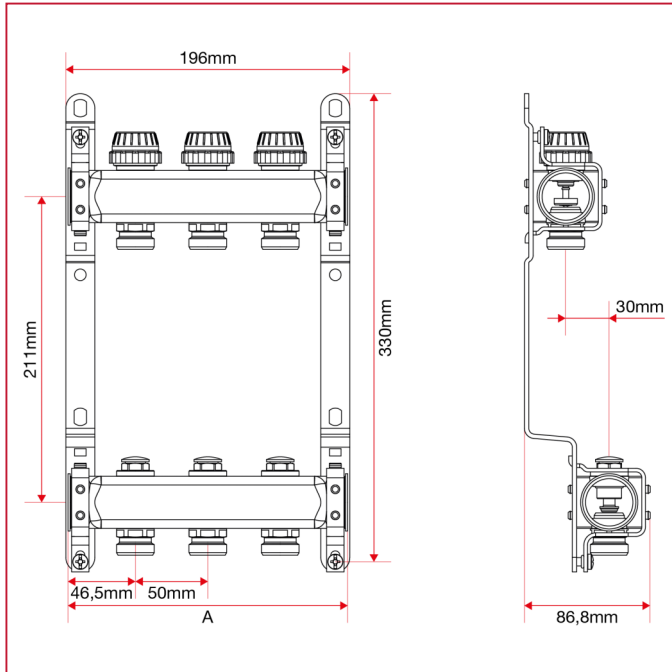


PRE-ASSEMBLED STAINLESS STEEL MANIFOLDS

92280C

	1"x3/4"x 2	1"x3/4"x 3	1"x3/4"x 4	1"x3/4"x 5	1"x3/4"x 6	1"x3/4"x 7	1"x3/4"x 8	1"x3/4"x 9	1"x3/4"x 10	1"x3/4"x 11	1"x3/4"x 12	1"x3/4"x 13
A	143	193	243	293	343	393	443	493	543	593	643	693
Kg/cm2 bar	10	10	10	10	10	10	10	10	10	10	10	10
LBS - psi	145	145	145	145	145	145	145	145	145	145	145	145

OVERALL DIMENSIONS art.92290C



92290C

	1"x3/4"x 2	1"x3/4"x 3	1"x3/4"x 4	1"x3/4"x 5	1"x3/4"x 6	1"x3/4"x 7	1"x3/4"x 8	1"x3/4"x 9	1"x3/4"x 10	1"x3/4"x 11	1"x3/4"x 12	1"x3/4"x 13
A	143	193	243	293	343	393	443	493	543	593	643	693
Kg/cm2 bar	10	10	10	10	10	10	10	10	10	10	10	10
LBS - psi	145	145	145	145	145	145	145	145	145	145	145	145